



10600 Institutional Mortise Lock



Electric Locks

For More information please call 210-533-1231



Electric Locks

10600 Institutional Mortise Lock



APPLICATION

Designed for minimum and medium security areas where remote electric or local manual control of lever is desired. Door position switch and door closure are recommended. 204E power transfer hinge is required.

FUNCTION

10600E FAIL SECURE – Lever unlocks when power is applied.

10600EP FAIL SAFE – Lever locks when power is applied.

A variety of functions are available to meet job requirements. See function chart.

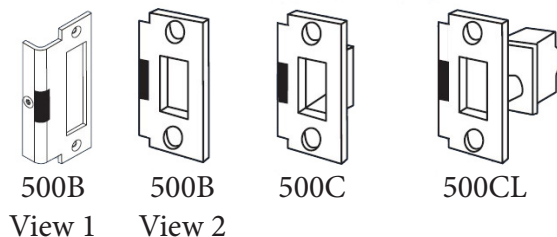
STANDARD FEATURES

- Deadlock indication switch
 - Lever handles
 - Mogul cylinders
 - Strike 500B with replaceable high performance plastic insert in lip. Includes security fasteners
 - Faceplate with security fasteners
 - Mounting fasteners
 - High security rose with security fasteners
 - Finish US32D
 - E=FAIL SECURE: Lever is locked when power is not applied.
 - EP=FAIL SAFE: Lever is locked when power is applied.
- When ordering, add suffix “E” or “EP” to lock function number.

OPTIONAL FEATURES

- BUILDER'S HARDWARE CYLINDER(S) - Specify “BHC.”
 - LEVER: Specify “L.”
 - STRIKE WITH DUST BOX - Specify “500C.”
 - STRIKE WITH INDICATION - Specify “500CL.”
- BOLT STRIKE OPTIONS - (Must be specified separately):
- 500C - Bolt strike with dust box
 - 500CL - Bolt strike with switch
- NOTE: All bolt strikes are supplied with security fasteners.

BOLT STRIKES

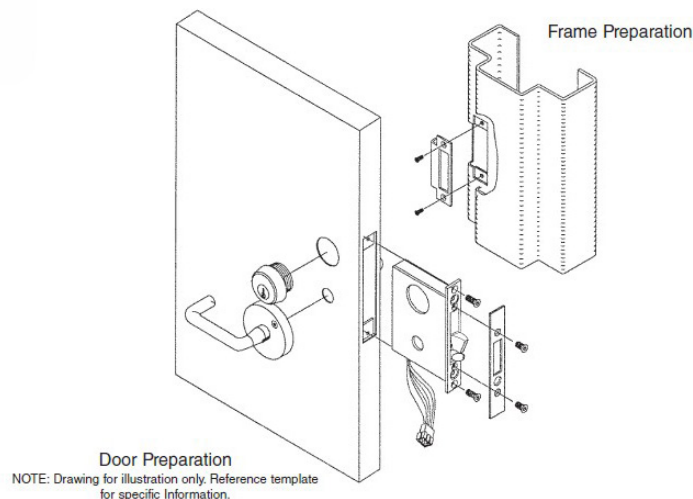


THIS LOCK IS NOT INTENDED FOR CELL APPLICATION.

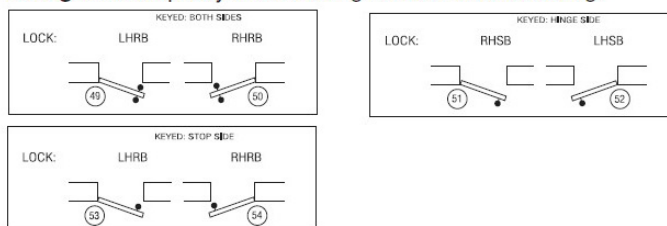


Electric Locks

10600 Institutional Mortise Lock



Swing Chart: Specify circled swing number when ordering.



TECHNICAL DATA

Standard Finish	US32D
Lock Body	Stainless Steel
Face Plate	Stainless Steele
Latchbolt	1-5/8" H x 5/8" TK Stainless steel
Deadlock Actuator	Stainless steel
Lock Size	10-5/8" H x 1-1/2" W x 1-3/4" D
Lock Weight	3.6 lbs.
Electrical	24 VDC, inrush: 3A Locked Rotor Current: 1.5A

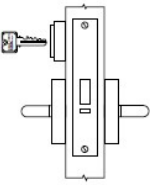
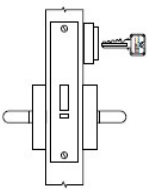
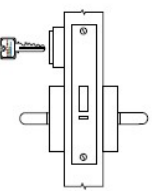
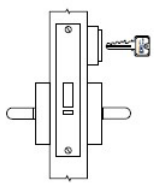
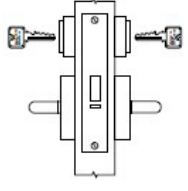
UI Listed For Use On three-hour Fire Doors.
Astm F 1577 Certified Impact Test-Grade1



Electric Locks

10600 Institutional Mortise Lock

FUNCTIONS

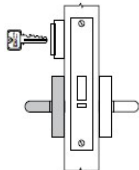
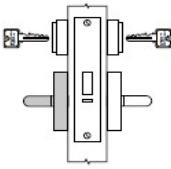
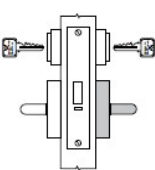
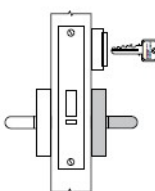
1601		<ul style="list-style-type: none">• Latchbolt operated by lever either side, except when both are locked out.• Key outside operates latchbolt when both levers are locked out.	<ul style="list-style-type: none">• Deadlock actuator.• 10601E: Both levers are locked, except when power is applied.• 10601EP: Both levers are unlocked, except when power is applied.
1602		<ul style="list-style-type: none">• Latchbolt operated by lever either side, except when both are locked out.• Key inside operates latchbolt when both levers are locked out.• Deadlock actuator.	<ul style="list-style-type: none">• 10602E: Both levers are locked, except when power is applied.• 10602EP: Both levers are unlocked, except when power is applied.
1603		<ul style="list-style-type: none">• Latchbolt operated by lever both sides, except when outside lever is locked out.• Key outside operates latchbolt when outside lever is locked out.	<ul style="list-style-type: none">• Lever inside always active.• Deadlock actuator.• 10603E: Outside lever is locked, except when power is applied.• 10603EP: Outside lever is unlocked, except when power is applied.
1604		<ul style="list-style-type: none">• Latchbolt operated by lever either side, except when inside lever is locked out.• Key inside operates latchbolt when inside lever is locked out.• Lever outside always active.	<ul style="list-style-type: none">• Deadlock actuator.• 10604E: Inside lever is locked, except when power is applied.• 10604EP: Inside lever is unlocked, except when power is applied.
1605		<ul style="list-style-type: none">• Latchbolt operated by lever both sides, except when locked out.• Key both sides operates latchbolt when both levers are locked out.• Deadlock actuator.	<ul style="list-style-type: none">• 10605E: Both levers are locked, except when power is applied.• 10605EP: Both levers are unlocked, except when power is applied.



Electric Locks

10600 Institutional Mortise Lock

FUNCTIONS CNT.

1606		<ul style="list-style-type: none">• Latchbolt operated by lever inside, except when locked out.• Key outside operates latchbolt.• Lever outside always rigid.	<ul style="list-style-type: none">• Dead lock actuator.• 10606E: Inside lever is locked, except when power is applied.• 10606EP: Inside lever is unlocked, except when power is applied.
1607		<ul style="list-style-type: none">• Latchbolt operated by inside lever, except when locked out.• Key both sides operates latchbolt.• Lever outside always rigid.	<ul style="list-style-type: none">• Deadlock actuator.• 10607E: Inside lever is locked, except when power is applied.• 10607EP: Inside lever is unlocked, except when power is applied.
1608		<ul style="list-style-type: none">• Latchbolt operated by lever outside, except when locked out.• Key both sides operates latchbolt.• Lever inside always rigid.	<ul style="list-style-type: none">• Deadlock actuator.• 10608E: Outside lever is locked, except when power is applied.• 10608EP: Outside lever is unlocked, except when power is applied.
1609		<ul style="list-style-type: none">• Latchbolt operated by lever outside, except when locked out.• Key inside operates latchbolt.• Lever inside always rigid.	<ul style="list-style-type: none">• Deadlock actuator.• 10609E: Outside lever is locked, except when power is applied.• 10609EP: Outside lever is unlocked, except when power is applied.

