

Key Switches



201095



201065



201070



201110

201095 – Narrow Mortise Cylinder Key Switch

This narrow profile key switch is designed to mortise mount in the 2" trim surface of a standard hollow metal door frame.

- Units can be ordered with one or two momentary (MO) or maintained (MA) action SPDT switches or a combination for actuation by clockwise and/or counter-clockwise key rotation to suit the application. Specify No. 201095 – 1MO or 2MO, or No. 201095 – 1MA or 2MA, or No. 201095 – 1MO & 1MA, respectively.
- Electrical rating: 250VAC, 5A resistive; 30VDC, 3A inductive & 5A resistive.
- Accepts any manufacturer's standard 1-1/8" long mortise cylinder with a "Yale" shape cam.
- When ordered, can be supplied with quick-disconnect wire leads (i.e. not standard).
- Optionally available with two LEDs (typically green and red).
- Standard faceplate finish – satin stainless steel (ANSI 630, US32D).

201110 – Standard Mortise Cylinder Key Switch

This key switch is designed to mount in a 2" x 4" electrical outlet box - 2" minimum depth (e.g. Raco handy box No. 674, shown, or equal). Features are identical to Model No. 201095.

201065 – Paracentric Key Switch

This key switch is ordinarily used in jails and prisons to complement an RRBS lever tumbler keying system.

- Normally fitted with two momentary (snap) action SPDT switches (Form C) for actuation by clockwise and/or counterclockwise key rotation. Electrical rating: 125/250VAC, 15A resistive.

Standard models available in one (No. 201065-1) or two side (No. 201065-2) keying.

- Furnished with quick-disconnect wire leads.
- Electroplated steel parts.

201070 – Mogul Cylinder Key Switch

This key switch employs an institutional style Mogul cylinder.

- Standard model accepts RRBS Mogul cylinder (2.000" x 27 thread x 1-3/4" long x Yale type cam). The 201070 can be adapted for use with other manufacturers' Mogul cylinders by special order.
- Normally fitted with two momentary action SPDT switches (Form C) for actuation by clockwise and/or counterclockwise key rotation. Electrical rating: 125/250VAC, 15A resistive.
- Optionally available with one or two shatter resistant LEDs in green and red as specified.
- Furnished with quick-disconnect wire leads.
- Standard faceplate – electroplated steel.

Application

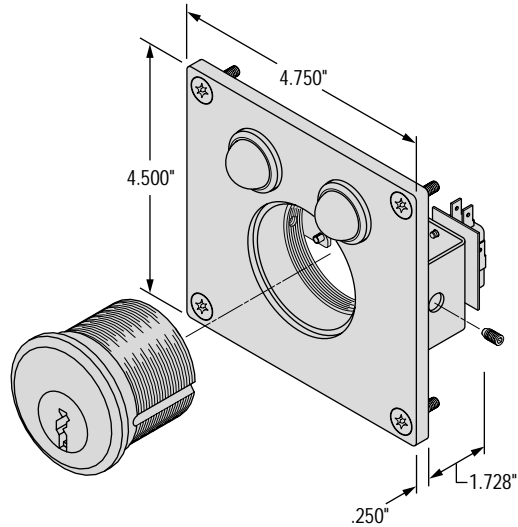
A typical application is for proximity key control of an RRBS electromechanical sliding or swinging door lock. A key switch can provide an additional security measure where key unlocking of electric locks is routine. A key combination different from the lock's manual key, which can be safe-guarded for use during power interruptions only, operates the key switch. Also, the wiring of the key switch is configured to allow on and off power switching from a central control station. Thus, if the key to the switch cylinder is lost or seized, the key switch can be disabled to prevent unauthorized unlocking of the door.



R.R. BRINK LOCKING SYSTEMS, INC.
500 Earl Road • Shorewood, IL 60431
Tel: 815-744-7000 • Fax: 815-744-7020
www.rrbrink.com

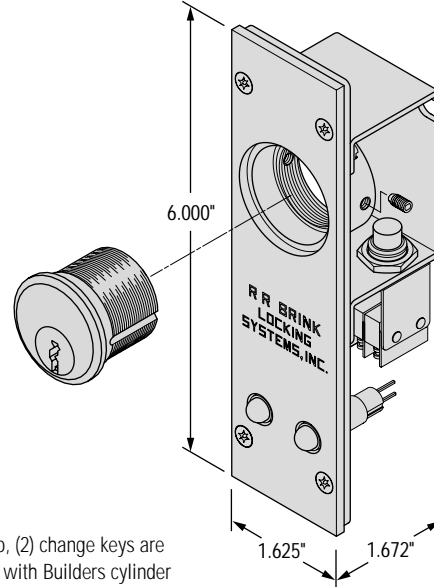
Key Switch Schematics (Not For Construction)

201070 – Mogul Key Switch



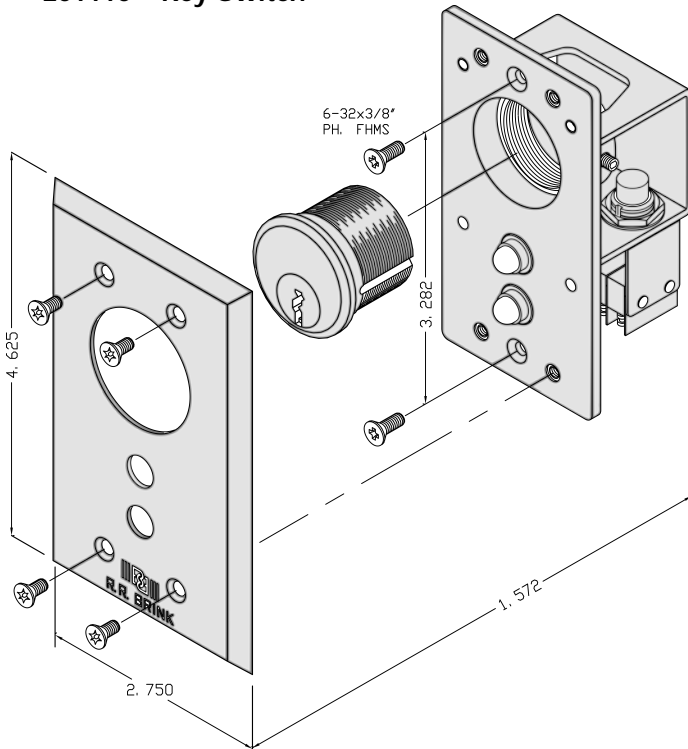
Note: Keys for Mogul cylinder must be ordered separately.

201095 – Key Switch



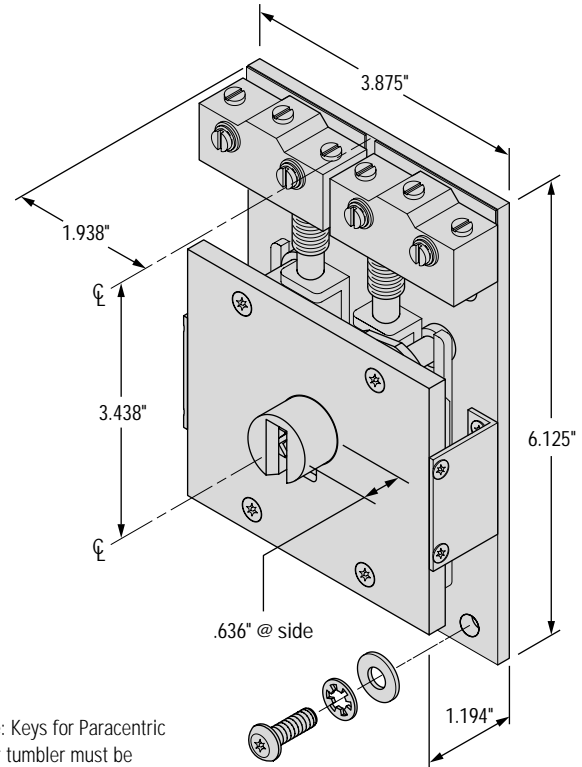
Note: Two, (2) change keys are furnished with Builders cylinder

201110 – Key Switch



Note: Two, (2) change keys are furnished with Builders cylinder

201065 – Paracentric Key Switch



Note: Keys for Paracentric lever tumbler must be ordered separately.



R.R. BRINK LOCKING SYSTEMS, INC.
500 Earl Road • Shorewood, IL 60431
Tel: 815-744-7000 • Fax: 815-744-7020
www.rrbrink.com

Options applicable to RRBSL key switches with a pin tumbler cylinder (Models 201070, 201095, and 201110):

1. The cylinder can be factory modified to limit the rotation of one key (i.e. change level) to the clockwise direction only. A second key (i.e. master level) rotates in both directions. Thus, by a connection to a control panel override switch, the change key operation can be disabled while the master key can be operative at other or all times. This allows restrictions on door unlocking and other key switch operations by key holders (e.g. correctional officers) during certain periods. Specify "controlled key switch" (CKS).
2. The optional LEDs are often wired to lock and door status switches (LSS & DPS) to indicate deadlocked and/or unlocked door conditions (see the LSS standard feature of RRBSL electromechanical locks). Also, the LEDs can be wired to illuminate when the key is turned in the clockwise (CW) or counterclockwise (CCW) directions only or one LED can illuminate upon CW and the second upon CCW rotation.

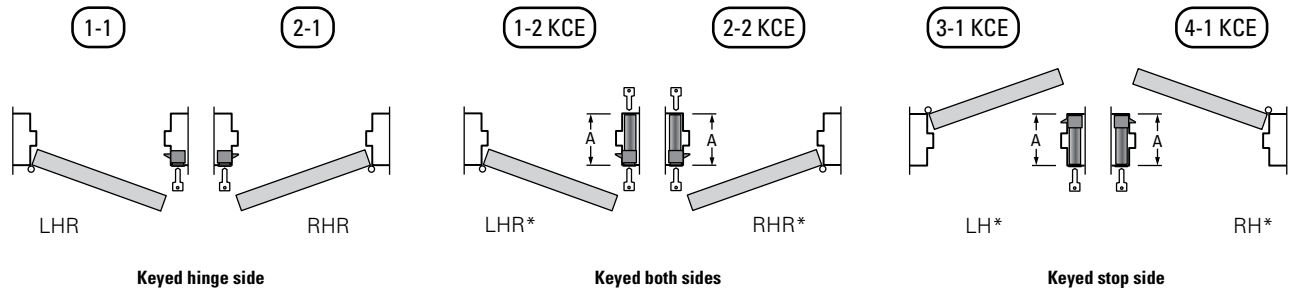
R.R. Brink Locking Systems, Inc.

Hand of Locks Reference Guide

When ordering RRBSL locks, please refer to this Reference Guide for proper designation of lock handing.

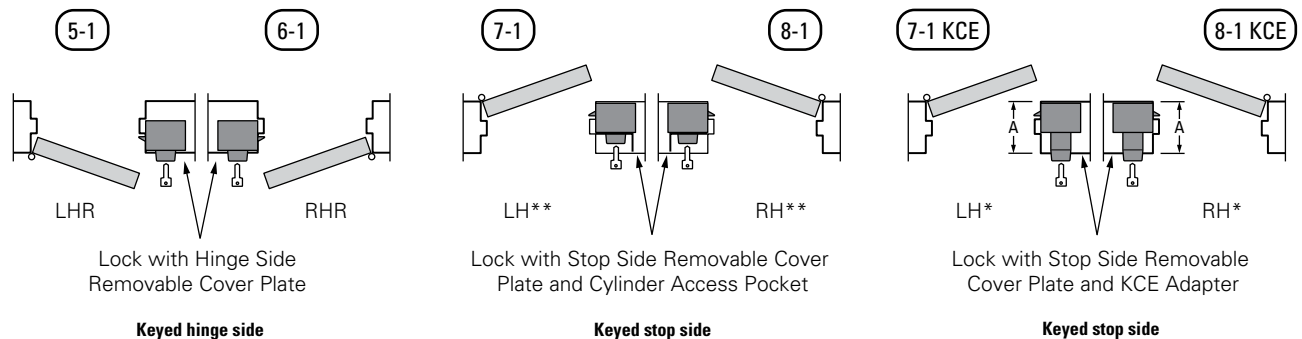
Jamb Mortise Mounted Electromechanical Locks (K1S or K2S)

RRBSL Lock Models 2020, 2050, 3020, 3520-300, 3520-600 Note: header mounted locks require opposite hand lock.



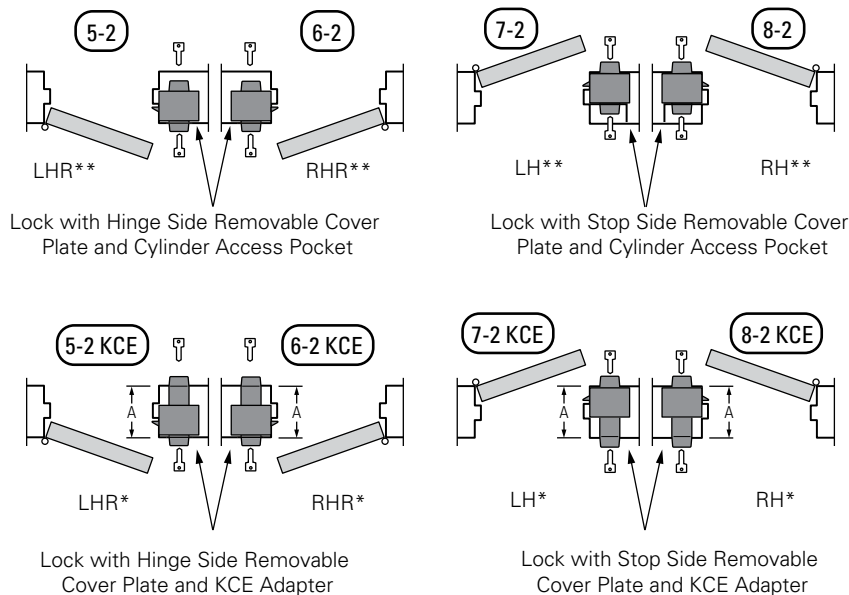
Jamb Mounted to Frame Plate Electromechanical Locks (K1S)

RRBSL Lock Models 5022, 7052



Jamb Mounted to Frame Plate Electromechanical Locks (K2S)

RRBSL Lock Models 5026, 7056



Notes:

* Requires key cylinder extension (KCE) adapter. When ordering, provide outside frame depth (dimension "A"). For explanation of KCE adapter, see specific product catalog page.

** The diagram depicts a stop side key cylinder access pocket that is custom fabricated in the door frame.

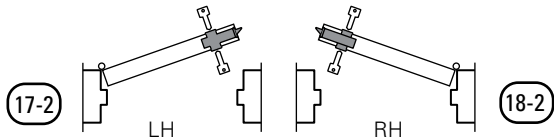
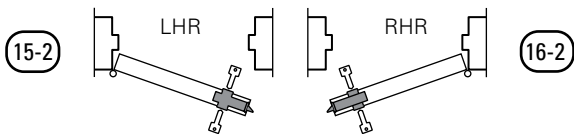
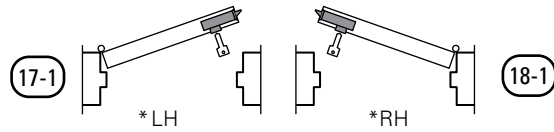
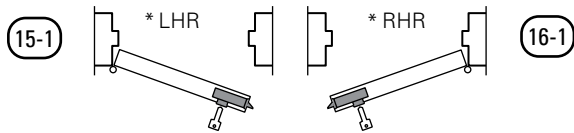
R.R. Brink Locking Systems, Inc.

Hand of Locks Reference Guide

When ordering RRBLS locks, please refer to this Reference Guide for proper designation of lock handing.

Door Mounted Mortise Locks (K1S or K2S)

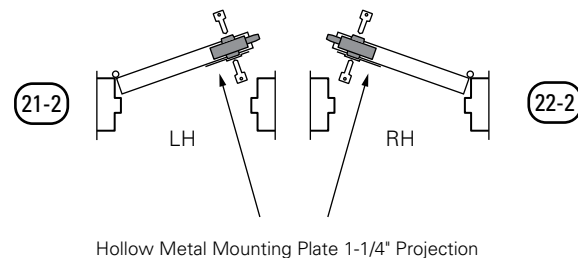
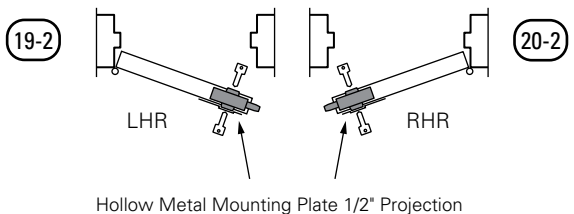
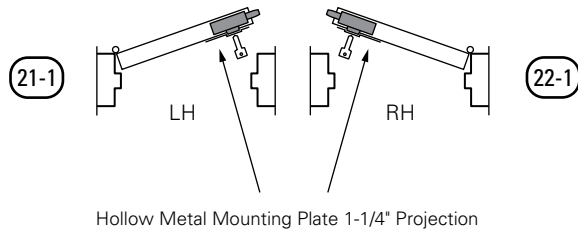
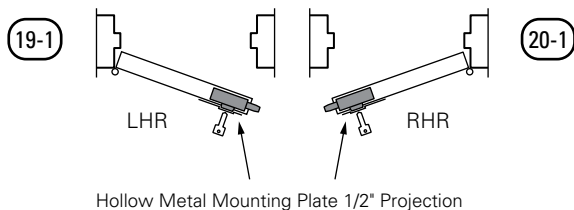
RRBLS Lock Models 1020, 1030, 1040, 1050, 1060, 1070



*Note: Shown keyed on the outside. Key side depends on lock function.

Lever Tumbler Locks with Mounting Plate Surface Attached to Hollow Metal Door (K1S or K2S)

RRBLS Lock Models 7010, 7060, 7060K, 7070, 7080



R.R. BRINK LOCKING SYSTEMS, INC.

500 Earl Road • Shorewood, IL 60404

Tel: 815-744-7000 • Fax: 815-744-7020

www.rrbrink.com

Sliding Door Locks

RRBLS Lock Models

5520

8055

7030

7030D

57000

