




HINGES



Southern Folger

For More information please call 210-123-4567



Accessories

203FS Full Surface Hinge and 203FP Food Pass Hinge



Application

For use on food passes, observation shutters and other small swinging doors where a medium duty hinge is required. Available with solid leaves for welded application or pre-drilled for fasteners. The 203FP is a version of the 203FS with a built-in stop to hold the food pass door in a horizontal position for use as a shelf.

Technical Data

Hinge Leaves	Steel
Hinge Pin	Cold-rolled steel
Size	3" H x 2-3/4" W x 1/4" TK
Weight	9 lb
Pin Size	1/2" diameter
203FS	No holes standard
203FP	Drill and countersunk for screws standard
Pin Tumblers	6 Tumblers per lock

204FMSS Full Mortise Hinge



ASTM F1758 Certified Impact Test-Grade 1

Application

For swinging hollow metal doors. Each hinge features cast stainless steel leaves with integral security stud and non-removable stainless steel pin. Security fasteners are provided with each unit.


Technical Data

Standard Finish	Stainless steel - US32D
Size	4-1/2" x 4-1/2" x 3/16"
Weight	1.5 lbs.
Hinge Leaves	Cast stainless steel
Hinge Pin	Stainless steel
Pin Tumblers	6 Tumblers per lock



Accessories

204E Electric Power Transfer Hinge



Application

Designed to supply power from door frames to electric locks on hollow metal doors, the 204E Power Transfer Hinge contains five completely concealed and tamperproof Teflon™-coated conductors. Available in full mortise configuration only to be used with three 204FMSS institutional hinges. This is not a load-bearing hinge.

Technical Data

Standard Finish	US32D
Size	4-1/2" x 4-1/2" x 3/16"
Weight	1.6 lbs.
Hinge Leaves	Investment cast brass
Hinge Pin	5/8" diameter O.D. tubing steel
Electrical	1 amp capacity, 40 volts maximum

204E Electric Power Transfer Hinge



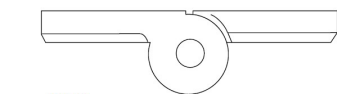
Application

Swinging doors at cells, corridors, plumbing chases or other locations where a higher degree of security is required. Available in full surface, half surface or gap type configurations. Since these hinges are usually welded, standard hinges are provided without attachment holes. These hinges are drop forged of mild steel and feature heavy-duty thrust bearings, completely concealed and protected from tampering. Extremely strong and durable, one pair will support a standard plate door measuring 2'4" x 7'0" and weighing 250 pounds. Larger or heavier doors require a third hinge


Technical Data

Standard Finish	US32D
Size	5" H x 5-3/4" W x 1/2" TK (205FS)
Weight	7.25 lbs.
Hinge Leaves	Steel, with 1 oiling hole
Hinge Pin and Thrust Bearings	Cold-rolled, case-hardened steel

ASTM F1758 Certified Impact Test-Grade 1



205FS



205HS

205FS

Shown in
gap application

Show in gap application

For More information please call 210-123-4567



Accessories

203 Full Surface and Food Pass Hinge



203FS Full Surface Hinge



203FP Food Pass Hinge

Application

For use on food passes, observation shutters and other small swinging doors where a medium duty hinge is required. Available with solid leaves for welded application or pre-drilled for fasteners. The 203FP is a version of the 203FS with a built-in stop to hold the food pass door in a horizontal position for use as a shelf.

Technical Data

Hinge Leaves	Steel
Hinge Pin	Cold-rolled steel
Size	3" H x 2-3/4" W x 1/4" TK
Weight	.9 lb.
Pin Size	1/2" diameter
203FS	No Holes Standard
203FP	Drilled and countersunk for screws standard



For More information please call 210-123-4567

Accessories

Hinge series



#3 Access Panel Hinge



#3FP Food Pass Hinge



#4-1/2 Institutional Full
Mortise Template Hinge



#5 Heavy Duty Prison
Hinge (Available with
mounting holes)

#5 Heavy Duty Prison Hinge

Application and Features

- Use with prison type grille and plate doors – surface mount.
- Barrel and leaves fabricated from cold rolled steel – welded assembly.
- Steel pin welded in-place.
- Anti-friction bearings.
- Standard finish USP – primed for paint.
- Security fasteners standard.
- Leaves available with screw holes or without to allow welding to door.

#3 Access Panel Hinge

Application and Features

- Use with electrical and mechanical system access panels or other small doors.
- Fabricated from cold rolled steel.
- Pin welded in-place.
- Security fasteners included.
- Finish – primed for paint.

#3FP Food Pass Hinge

Application and Features

- Use with cell door food pass shutters. Stop added to the #3 hinge limits shutter opening rotation to 90° to form a shelf.
- Features same as #3 hinge.

#41/2 Institutional Full Mortise Template Hinge

Application and Features

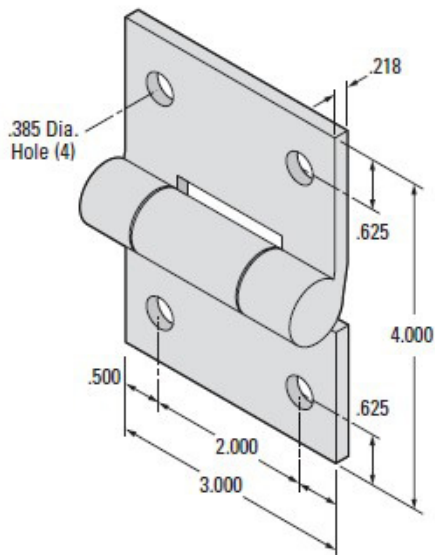
- Use with conventional sized security hollow metal doors.
- Cast stainless steel leaves and welded in-place stainless steel pin construction.
- Hospital tips and integral anti-shear studs.
- Anti-friction bearings.
- Conforms to ANSI A156.7 template dimensions.
- Meets ASTM F1758 Grade 1 requirements.
- Finish – US32D (BHMA 630) satin stainless steel or USP - primed for paint.
- Security fasteners standard.
- Through-wire, electric power transfer model available 5 wire 18 awg.



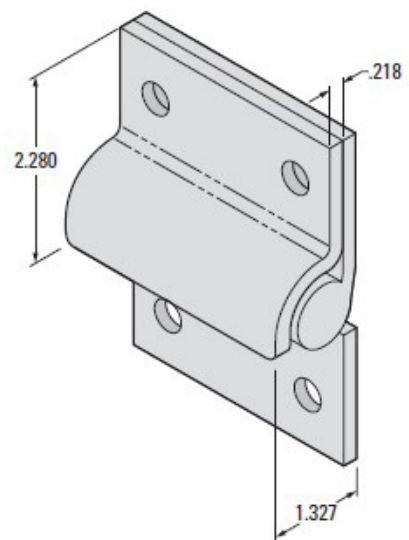
Accessories

Hinge series

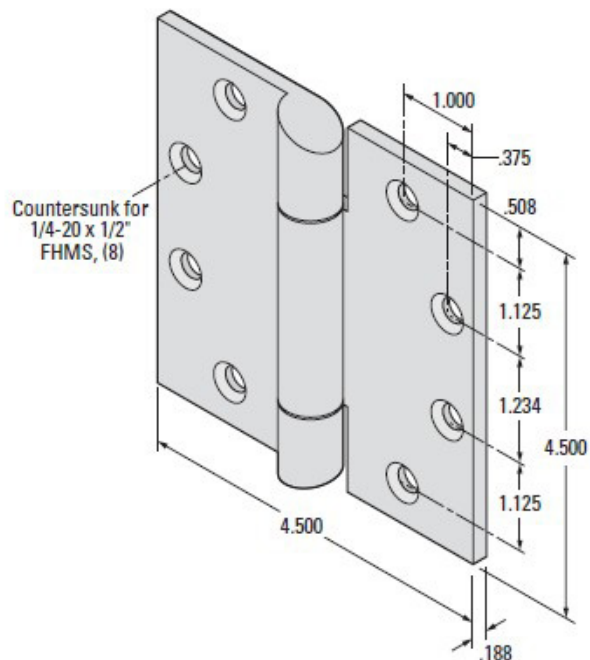
#3 Access Panel Hinge



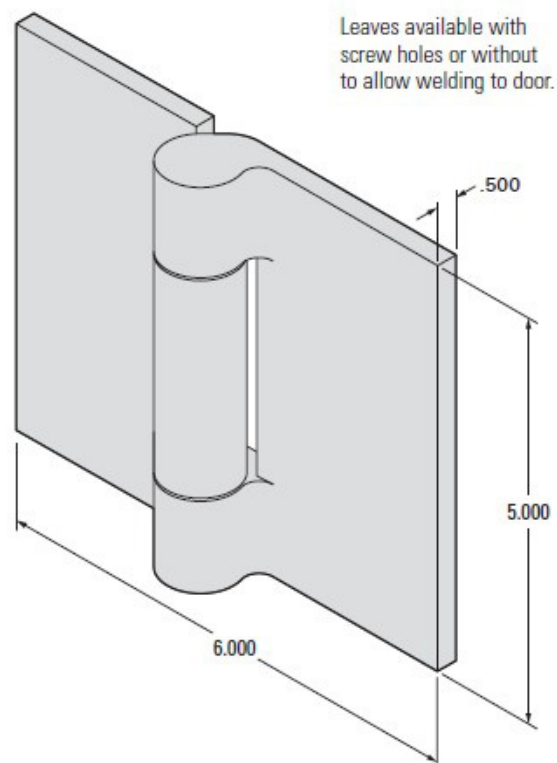
#3FP Food Pass Hinge



#4 1/2 Institutional Full Mortise Template Hinge



#5 Heavy Duty Prison Hinge



For More information please call 210-123-4567