

JAMB MOUNTED FOR SWINGING DOORS

Maximum security.

1051E SOLENOID OPERATED ELECTRO-MECHANICAL DEADLATCH

1051E-1: KEYED ONE SIDE
1051E-2: KEYED BOTH SIDES

APPLICATION:

For maximum security swinging doors that are to be unlocked from a remote location. Jamb mounted. Door position indicator switch, door closer and heavy duty door pull are recommended.

FUNCTION:

ELECTRIC - Remote switch activates a solenoid which retracts the latchbolt. Latchbolt remains retracted until door is opened approximately 2", then it releases, automatically latches and deadlocks when the door is closed.

MECHANICAL - Latchbolt is retracted by a paracentric key at the door and remains retracted until door is opened approximately 2", then it releases, automatically latches and deadlocks when the door is closed.

Automatic deadlatch feature is suspended when paracentric key is rotated to mechanical key hold-back position. Normal function is resumed when key is returned to deadlocked position.



JAMB MOUNTED FOR SWINGING DOORS

Maximum security.

STANDARD FEATURES:

- Deadlock indication switch
- Mechanical latchback
- Six-tumbler lock
- Plug connector
- Continuous duty solenoid
- Fail secure
- Mounting fasteners
- Mechanical key holdback
- Adjustable deadlock actuator

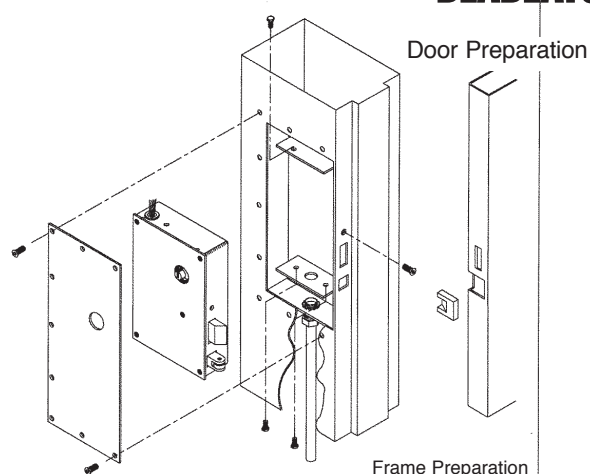
OPTIONAL FEATURES:

NO LATCHBACK - Latchbolt remains retracted as long as control switch is activated. Latchbolt extends when power is removed. Specify "NL."

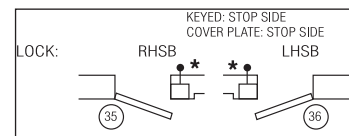
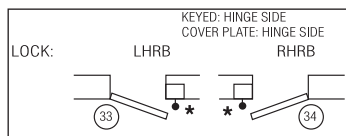
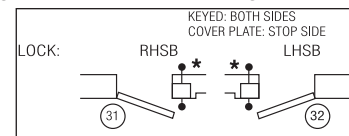
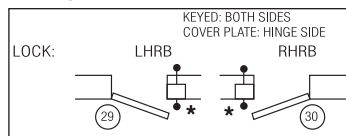
EMERGENCY EXIT DOOR HOLDBACK -

Dead bolt retracted by solenoid or by key, extended by key only (no snap latch feature). When dead bolt is extended, lock is deadlocked. UL Listing for fire door not available with this function. Specify "EED."

1051E SOLENOID OPERATED ELECTRO-MECHANICAL DEADLATCH



Swing Chart: Specify circled swing number when ordering.



* Indicates lock mounting/access plate side.

TECHNICAL DATA:

- **STANDARD FINISH:** Galvanized
- **COVER:** 3/16" steel plate
- **CASE:** 3/16" steel plate
- **LATCHBOLT:** Cold-rolled, steel
- **DEADLOCK ACTUATOR:** Stainless steel
- **PARACENTRIC CYLINDER:** Silicon bronze/copper alloy
- **TUMBLERS:** Spring tempered brass. Tumblers actuated by phosphor bronze springs, six tumblers per lock
- **ELECTRICAL:** 115 VAC, 1 phase, 60 Hz., 12 amp inrush current, 0.6 amp seated current
- **LOCK SIZE:** 13-3/8" H x 9" W x 3-1/8" D
- **LOCK WEIGHT:** 50 lbs.
- **LATCHBOLT SIZE:** 2" x 3/4"
- **LATCHBOLT THROW:** 1"
- UL Listed for use on three-hour fire doors.
- UL Listed as burglary resistant.
- ASTM F 1577 Certified Impact Test-Grade 1.

