

## DOOR MOUNTED FOR SWINGING DOORS

Maximum security.

# 10370A CREMONE BOLT SET WITH SNAPLATCH

10370AA-1: ACTIVE-KEYED  
ONE SIDE

10370AA-2: ACTIVE-KEYED  
BOTH SIDES

### APPLICATION:

For single swinging doors or active leaf of swinging pair of doors in high security areas where slamlocking is desired. Use 10380AI for inactive leaf.

### FUNCTION:

Key activated locking and unlocking. Combination snaplatch and deadlock for center locking. Head and foot rods secure doors at top and bottom for three point locking. The rods are operated by lever handle. Foot rod floor receptacle is available.



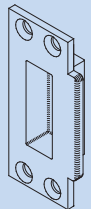
## DOOR MOUNTED FOR SWINGING DOORS

Maximum security.

### STANDARD FEATURES:

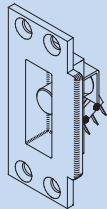
- Automatic snaplatch
- Six heavy-duty tumblers
- Three-point locking
- Lever handles
- Strike (470C) with security fasteners
- Mounting fasteners
- Head and foot rods
- Rods manufactured for standard 7'0" door height. For doors less than 7'0", field cut rods to suit. For doors over 7' 0", contact Customer Service
- 10105R Floor receptacle  
See page F17 for 10105 and 10105R

#### BOLT KEEPERS/STRIKES



470C

(Standard)



470CL

(Optional)

#### HOW TO ORDER:

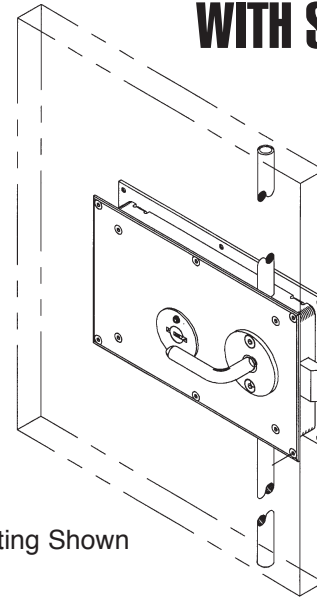
Specify:

1. Quantity
2. Swing chart number (handing)
3. Key code instructions
4. 1-3/4" or 2" door

### OPTIONAL FEATURE FOR PAIR OF DOORS:

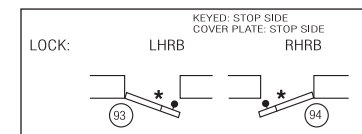
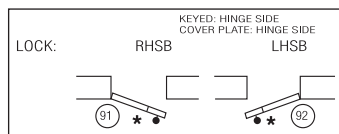
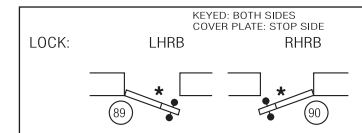
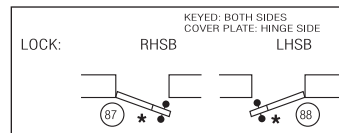
10105 HEAD OR FOOT BOLT

## 10370A CREMONE BOLT SET WITH SNAPLATCH



HM Mounting Shown

**Swing Chart:** Specify circled swing number when ordering.



\* Indicates lock mounting/access plate side.

### TECHNICAL DATA:

- STANDARD FINISH: Galvanized (Lever is US26)
- LOCKBOLT: Cold-rolled steel with hardened steel insert pins
- PARACENTRIC CYLINDER: Silicon bronze/copper alloy
- TUMBLERS: Spring tempered brass. Tumblers actuated by phosphor bronze springs, six tumblers per lock.
- LOCK SIZE: 15-5/16" L x 9-1/2" H x 2-1/8" TK
- LOCK WEIGHT: 60 lbs.
- LATCHBOLT SIZE: 2" x 3/4"
- LATCHBOLT THROW: 3/4"

